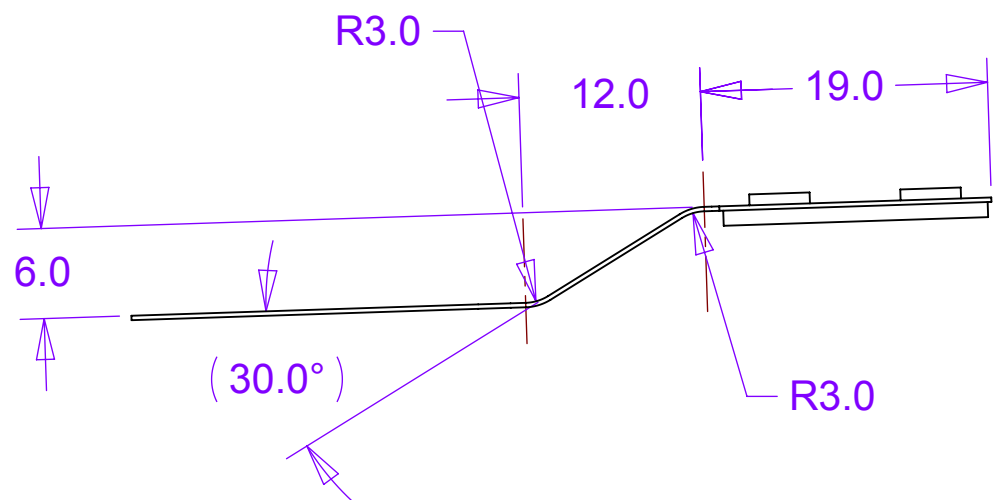
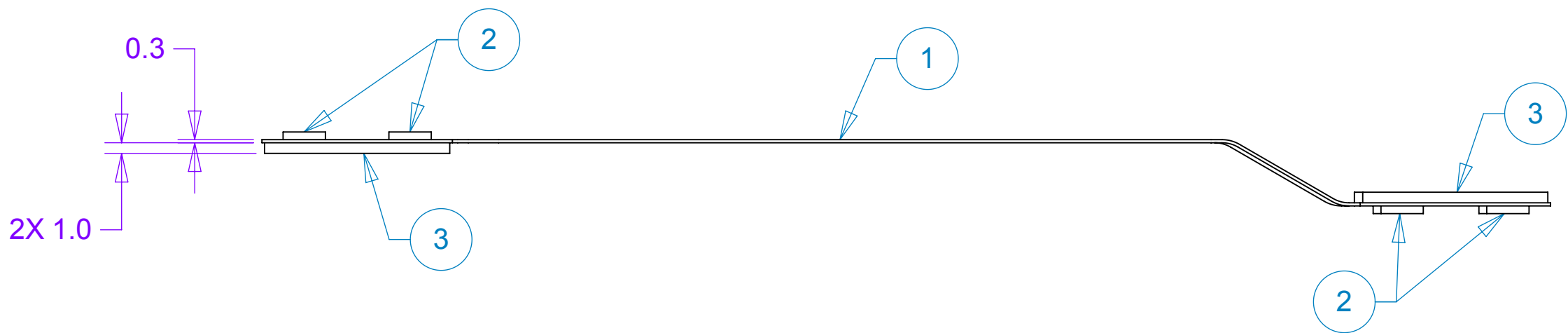
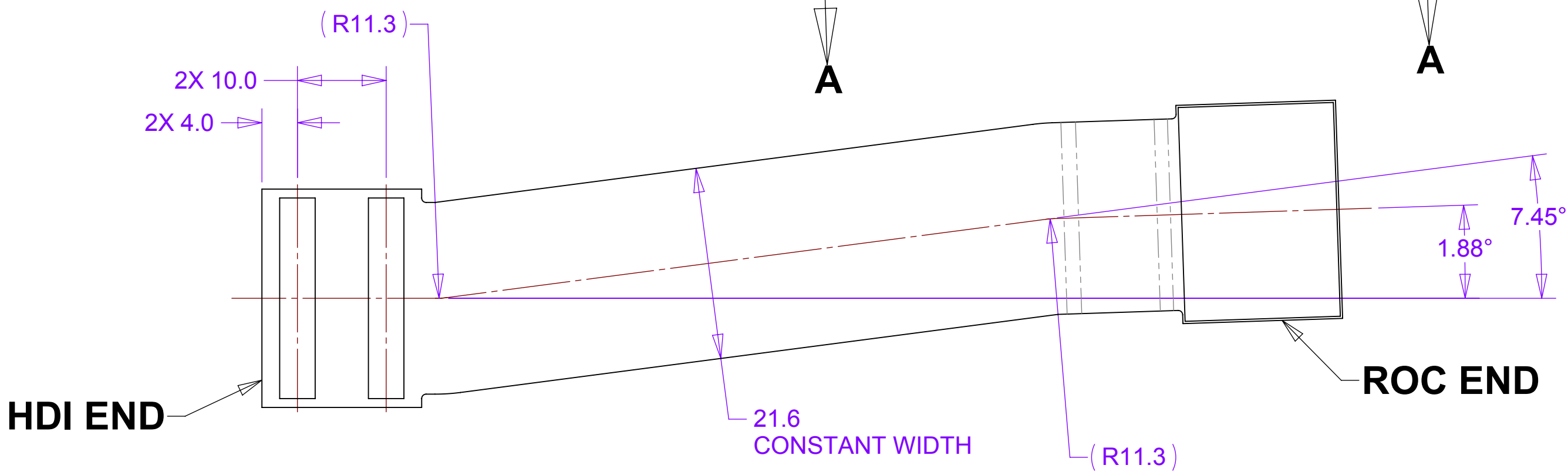
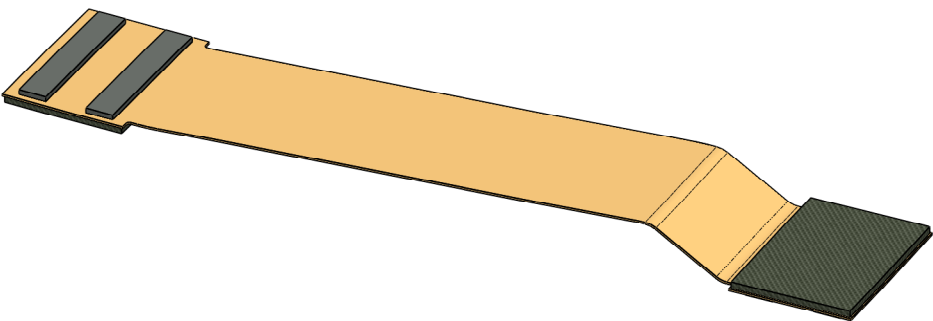


8 7 6 5 4 3 2 1

	REVISIONS		
REV	DESCRIPTION	DATE	APPROVED



SECTION A-A

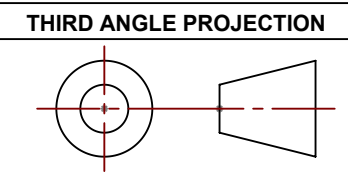


SEE SHEET 2
FOR FLAT PATTERN VIEW

NOTES: UNLESS OTHER WISE SPECIFIED

1. ALL DIMENSIONS IN MILLIMETERS
2. DIMENSIONS AND TOLERANCING PER ASME Y14.5M-1994
3. PART NUMBER (DRAWING NO., DASH NO., REVISION NO., SERIAL NO.) TO BE CLEARLY MARKED ON THE PACKAGING BAG OR PART ITSELF.

THIS DOCUMENT CONTAINS INFORMATION THAT IS THE PROPRIETARY PROPERTY OF HYTEC, INC.
REPRODUCTION, DISCLOSURE, OR RELEASE TO OTHERS, MANUALLY OR ELECTRONICALLY,
IS STRICTLY PROHIBITED WITHOUT THE PRIOR WRITTEN CONSENT OF HYTEC, INC.



ITEM	QTY	PART NO.	DESCRIPTION	MATERIAL
1	1			Multi Layer Kapton (Currently Unspecified)/Cu Laminate
2	4	DF18C-100DS-0.4V	Hirose Connector Receptacle	
3	2		Connector Backing	
PARTS LIST				
UNLESS OTHERWISE SPECIFIED: DIMENSIONS ARE IN MILLIMETERS -TOLERANCES-			CAD GENERATED DRAWING, DO NOT MANUALLY UPDATE DO NOT SCALE DRAWING	
DECIMALS X = +/- .5 .X = +/- .1 .XX = +/- .01 .XXX = +/- .001			ANGULAR .X = +/- 30° .XX = +/- 15° SURFACE FINISH = 250	
FINISH			SIGNATURE	DATE
PART NO. 111-PHX-02-3501-1			Designer Roger L. Smith	2/25/2010
			Drawn Roger L. Smith	2/25/2010
			Checked RJ Ponchione	4/12/2010
			Engineer RJ Ponchione	2/25/2010
			Approved Walt Sindheim	4/12/2010
HYTEC, INC				
TITLE PHENIX CENTRAL UPGRADE FVTX STATION 4 EXTENSION CABLE 1A				
DWG. NO. 111-PHX-02-3501		SIZE D		SHEET NO. 1 of 2
SCALE 2:1		REVISION		

8

7

6

5

4

3

2

1

D

D

C

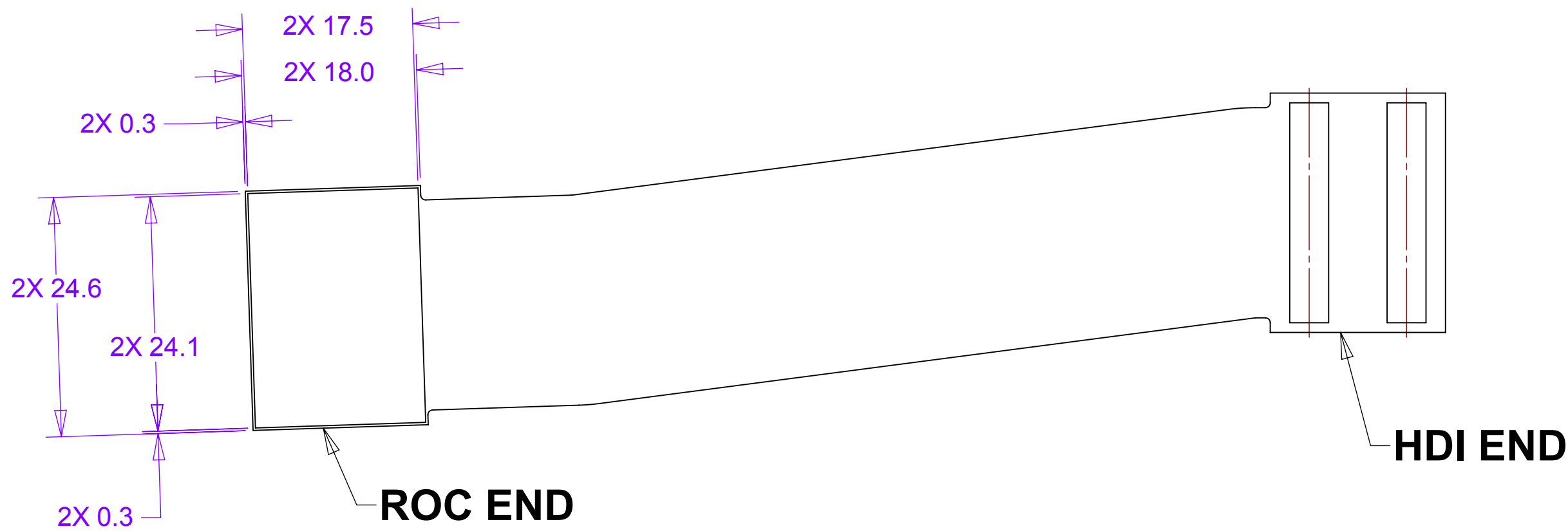
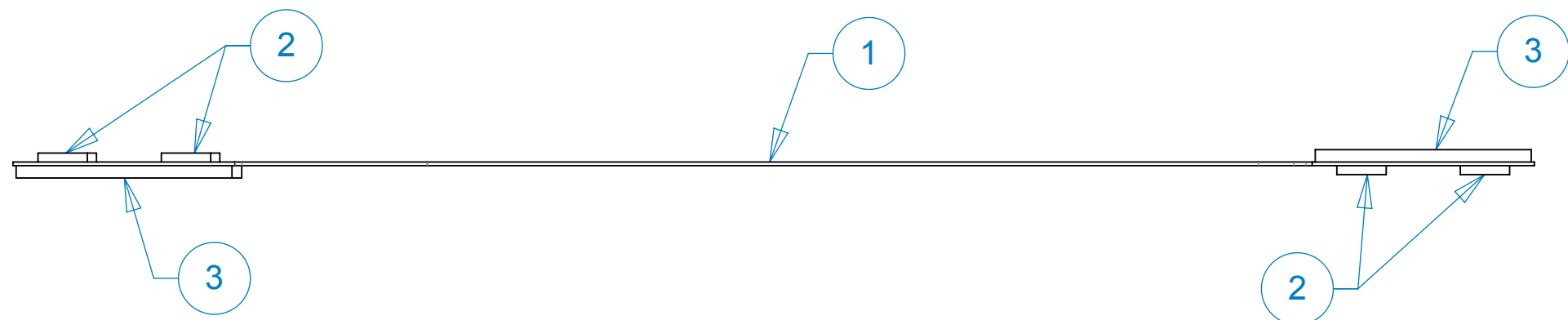
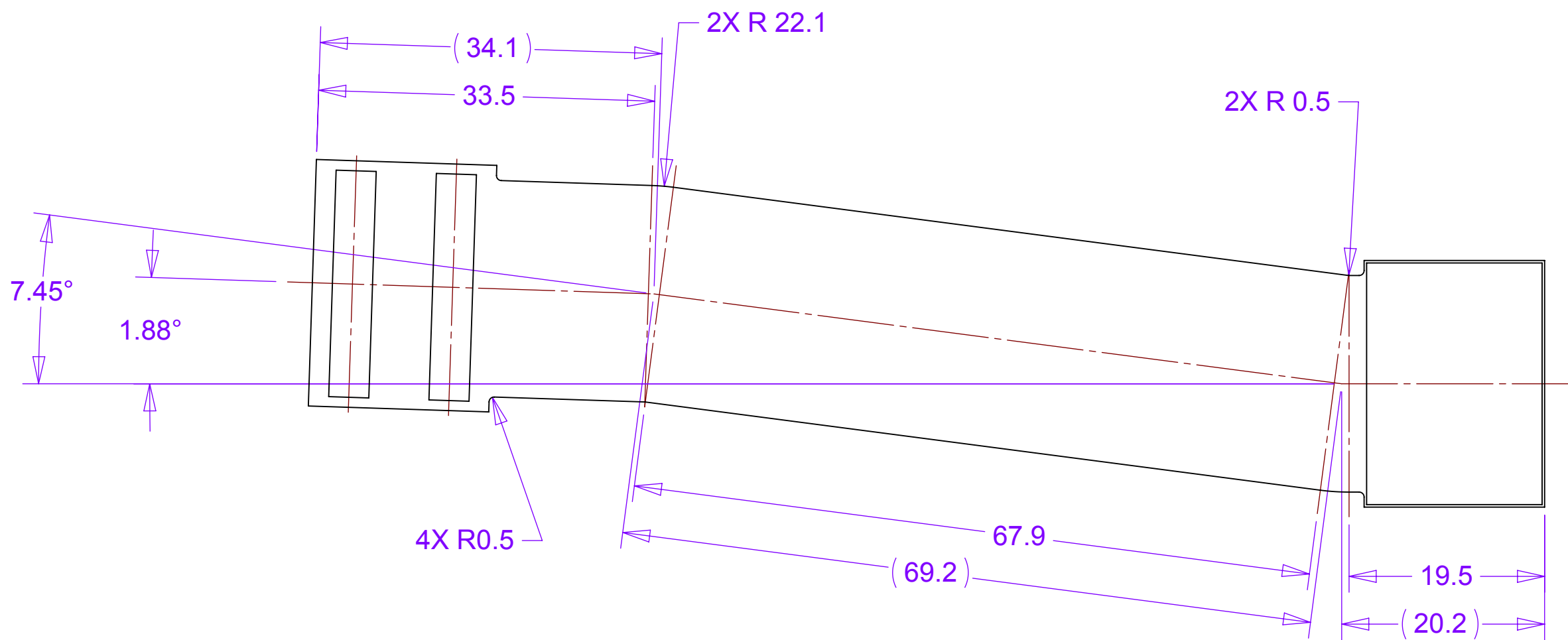
C

B

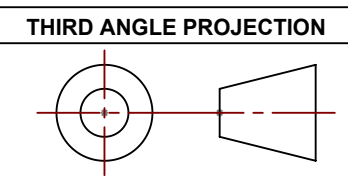
B

A

A



FLAT PATTERN VIEW



THIS DOCUMENT CONTAINS INFORMATION THAT IS THE PROPRIETARY PROPERTY OF HYTEC, INC. REPRODUCTION, DISCLOSURE, OR RELEASE TO OTHERS, MANUALLY OR ELECTRONICALLY, IS STRICTLY PROHIBITED WITHOUT THE PRIOR WRITTEN CONSENT OF HYTEC, INC.

UNLESS OTHERWISE SPECIFIED: DIMENSIONS ARE IN MILLIMETERS -TOLERANCES-		CAD GENERATED DRAWING, DO NOT MANUALLY UPDATE DO NOT SCALE DRAWING		HYTEC, INC	
DECIMALS X = +/- .5 .X = +/- .1 .XX = +/- .01 .XXX = +/- .001	ANGULAR .X = +/- 30° .XX = +/- 15° SURFACE FINISH = 250	TITLE PHENIX CENTRAL UPGRADE FVTX STATION 4 EXTENSION CABLE 1A		DWG. NO. 111-PHX-02-3501 SIZE D SHEET NO. 2 of 2	
FINISH		DESIGNER	SIGNATURE	DATE	REVISION
PART NO. 111-PHX-02-3501-1		Drawn	Roger L. Smith	2/25/2010	
		Checked	RJ Ponchione	4/12/2010	
		Engineer	RJ Ponchione	2/25/2010	
		Approved	Walt Sindheim	4/12/2010	